

3522A

REACH MORE
MORE REACH

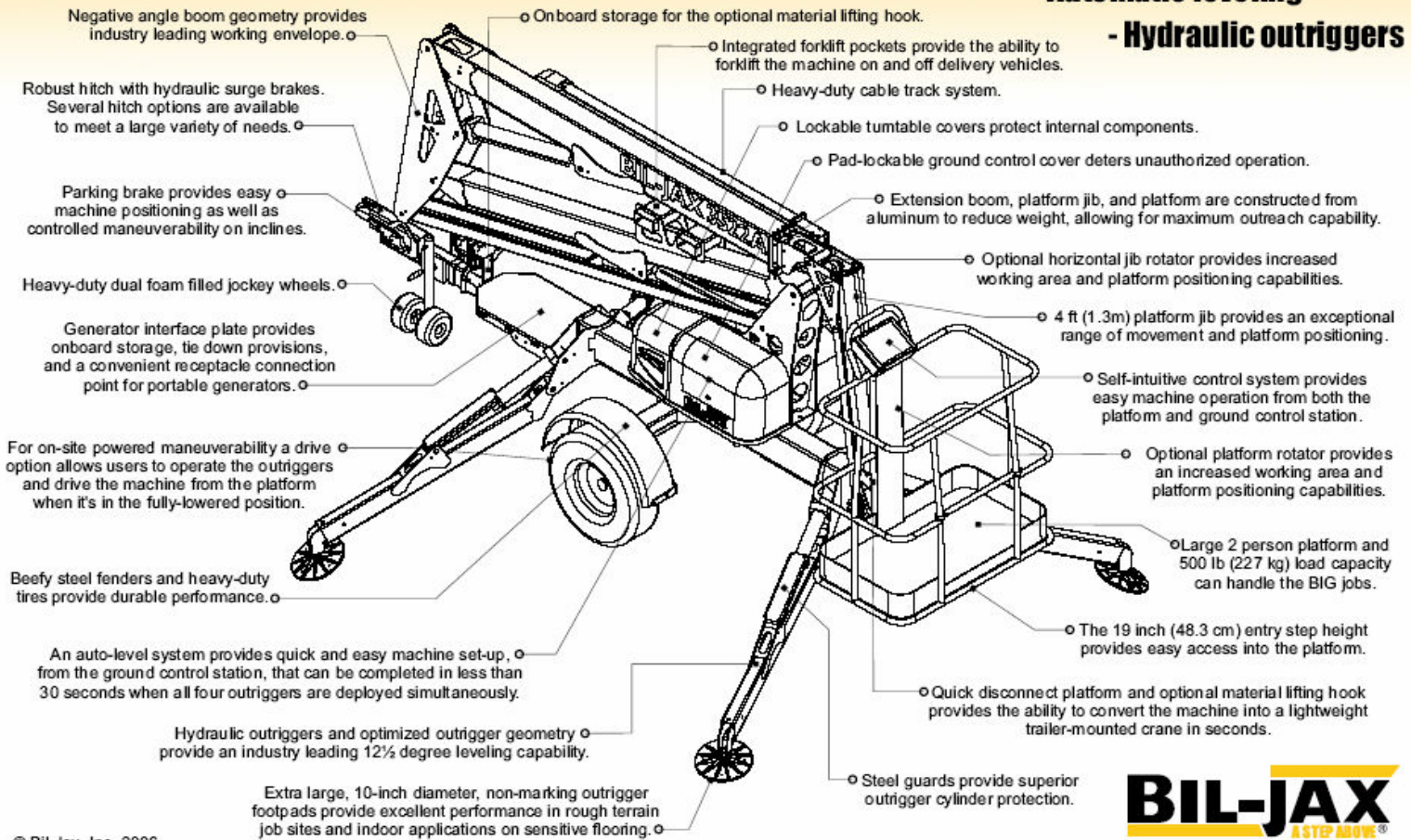
- 43 ft working height

- 22½ ft maximum outreach

- Platform jib + boom extension

- Automatic leveling

- Hydraulic outriggers



© Bil-Jax, Inc. 2006

BIL-JAX
A STEP ABOVE®

BIL-JAX 3522A

Automatic Leveling System

A self-leveling system provides quick and easy set-up in less than 30 seconds.

Hydraulic Outriggers

Optimized outrigger geometry provides industry leading leveling capability.

Working Envelope and Outreach

The articulating boom design features an upper telescopic extension boom that can be positioned at a negative angle and a platform jib providing exceptional reach, working envelope, and platform positioning capability.

Easy to Use

Both the platform and ground control station feature an easy-to-understand display panel with control buttons that are logically positioned around a single machine image for easy identification of button functions.

Versatile

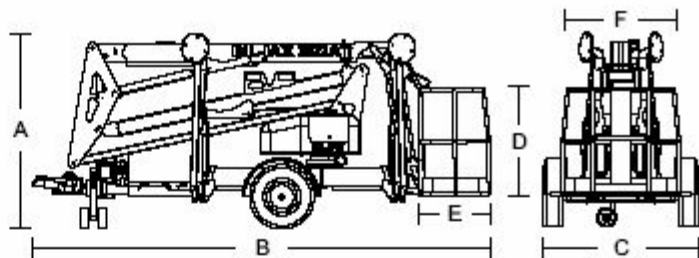
A quick-disconnect platform and optional Material Lifting System provides the ability to convert the machine into a light duty crane.

Easy to Transport

The boom is easily towed with a Class 2 hitch. Convenient integrated forklift pockets are also provided.

Standard Features

- 43 ft (13.3 m) maximum working height
- 22½ ft (6.9 m) working outreach
- 500 lb (227 kg) lift capacity
- Extension boom and platform jib
- Outrigger interlocks and tilt alarm/sensor
- Automatic leveling system
- Hydraulic outriggers
- Multiple control function speeds
- Self-leveling platform
- 110/60 GFI outlet in platform
- Surge and parking brakes
- Hour meter
- 10-inch diameter non-marking footpads
- Heavy-duty 2-inch ball hitch



Product Specifications

	US	Metric
Working height ¹	43 ft 2 in	13.3 m
Maximum platform height ²	37 ft 2 in	11.3 m
Horizontal outreach		
Maximum (from centerline)	22 ft 6 in	6.9 m
Maximum (from edge of footpad)	17 ft 5 in	5.3 m
Up and over height	19 ft	5.8 m
Turntable rotation	700° non-continuous	
Load capacity	500 lbs	227 kg
(A) Height - stowed	76 3/4 in	195 cm
(B) Length - stowed	16 ft 3 in	4.95 m
(C) Width - stowed	5 ft 5 1/2 in	166 cm
(D) Height - platform	43 in	109 cm
(E) Length - platform	30 in	76 cm
(F) Width - platform	48 in	122 cm
Platform rotation (optional)	90° / manual	
Jib length	4 ft 3 in	1.3 m
Jib vertical motion	150° (+70 / -80)	
Jib rotation (optional)	180° / hydraulic	
Outrigger type	Hydraulic	
Leveling system	Auto Leveling	
Leveling capability	12 1/2°	
Outrigger footprint - length	11 ft 3/4 in	3.4 m
Outrigger footprint - width	9 ft 10 1/2 in	3 m
Footpad diameter	10 in	25 cm
Tow speed rating	65 mph	105 km/h
Tongue weight	190 lbs	86 kg
Overrun brakes	Standard	
Parking brake	Standard	
Tire size	ST 205/75 R14C	
DC power	24V DC	
Batteries	4 x 6V 245 amp-hr	
Charger	25 amp	
Total weight ³	3,080 lbs	1,397 kg

¹ The metric equivalent of working height adds 2 m to the maximum platform height. U.S. adds 6 ft to the maximum platform height.

² Maximum platform height when outriggers are fully extended on a level surface.

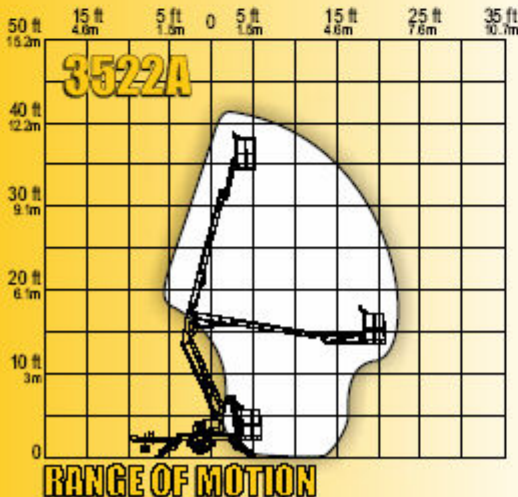
³ Weight will vary depending on options and/or market destination.

Options:

- Material lifting system
- Retractable axle
- DC/Gas hybrid
- Drive and set
- Platform rotation
- Jib rotation
- Air and water line to platform
- Spare tire & wheel
- Tool tray
- Adjustable height combination hitch
- Various combination hitch couplers
- Custom colors

BIL-JAX TRAILER-MOUNTED
A 4 STEP MOUNT® **BOOMS**

Robert's Diesel Works Inc.
407-246-1597 or 800 341-1370



BIL-JAX, Inc. provides coverage on all products for one (1) full year, and covers all specified major structural components for five (5) full years. Due to continuous product improvements, we reserve the right to make specification and/or equipment changes without prior notification or obligation. The photographs and drawings in this brochure are for illustrative purposes only. Refer to the appropriate BIL-JAX 3522A Operator's Manual for instructions on the proper use of this equipment. Failure to follow the appropriate Operator's Manual when using this product, or to otherwise act irresponsibly may result in serious injury or death. This machine meets or exceeds applicable OSHA Regulations in 29 CFR 1910.67, 29 CFR 1926.453, and ANSI standards under A92.2-2001 as originally manufactured for intended applications. Marketspecific machine configurations meet or exceed CSA standards under CAN/CSA-C225-M84, CE standards under EN280, and AS 1418.10. 35A75K (USA). Part No. 0205-0053